

# CERTIFICATE OF ANALYSIS No.: 2020-2778

## CLIENT

Pharmahemp d.o.o. , Cesta v Gorice 8  
1000 Ljubljana, Slovenija

## SAMPLE













CBD DROPS PRM BLK 6,6% - olive oil



Sample condition: SUITABLE  
Sample ID: 205258  
Sample type: Viscous liquid  
Batch No.: DR06620363A

Work order: 2020-104536  
Analysis ID: 2020\_018  
Method ID: PHL\_RPC\_12C  
Method SOP: MET-002

Sample received: 23/12/2020  
Start of analysis: 23/12/2020  
End of analysis: 24/12/2020  
Analyst: Janez Gerdenc

| CANNABINOID PROFILE                           | Concentration [% w/w] | Expanded uncertainty [% w/w] | Graphic presentation of relative cannabinoid concentration                            |
|---|-----------------------|------------------------------|---|
| <b>CBDV</b> - Cannabidivarin                  | 1.288                 | 0.064                        |   |
| <b>CBDA</b> - Cannabidiolic acid              | 0.048                 | 0.011                        |  |
| <b>CBGA</b> - Cannabigerolic acid             | < LOQ                 | n/a                          |  |
| <b>CBG</b> - Cannabigerol                     | 0.124                 | 0.031                        |  |
| <b>CBD</b> - Cannabidiol                      | 6.53                  | 0.33                         |  |
| <b>THCV</b> - Tetrahydrocannabivarin          | 0.164                 | 0.026                        |  |
| <b>CBN</b> - Cannabinol                       | < LOQ                 | n/a                          |  |
| <b>CBC</b> - Cannabichromene                  | < LOQ                 | n/a                          |  |
| <b>THC</b> - Δ-9-Tetrahydrocannabinol         | < LOQ                 | n/a                          |  |
| <b>THCA</b> - Δ-9-Tetrahydrocannabinolic acid | < LOQ                 | n/a                          |  |
| <b>8-THC</b> - Δ-8-Tetrahydrocannabinol *     | < LOQ                 | n/a                          |  |
| <b>CBL</b> - Cannabicyclol *                  | < LOQ                 | n/a                          |  |

The results marked by \* relate to non-accredited activity.

Units and abbreviations: % w/w = weight percent, < LOQ = below the limit of quantitation (0.03 % w/w), ND = not detected, n/a = not available.

The results given herein apply only to the sample as received. Expanded Uncertainty was calculated using coverage factor  $k = 2$ , corresponding to a double standard uncertainty and characterizes the interval value in which it is possible to expect the real value with a probability of 95%. This is stated according to the ISO/IEC Guide 98-3.

Total or partial reproduction of this document is not allowed without the permit from PharmaHemp d.o.o. The document does not substitute any other legal document.

Date issued:

24/12/2020

Approved by:



mag. Marko Dragan  
Analytical Laboratory Manager

Authorized by:



dr. Boštjan Jančar  
Chief Technology Officer

End of Certificate